



In collaboration with our partners



«The Tuesday Hearts »

Block 20

20 x 25 cm **8" x 10"** sewing margins not included



General points:

The cutting for the background rectangle A includes a sewing margin of 7 mm ($\frac{1}{4}$ ") all around.

Appliqués are made with the raw edge technique: do not add sewing margins to the patterns. Each of these elements is drawn on double-sided fusible web, on the smooth side (check the direction of the drawing).

Cut approximately around each drawn patterns. Stick each drawings parts on the right fabric with an iron. Then, cut following the line.

Patterns are given without sewing margins.

Please, read all the instructions before creating your block.

Materials and cutting:

Background fabrics, light pink with white polka dots:

- 1 rectangle A of 21.5 x 26.5 cm ($8\frac{1}{2}$ " x $10\frac{1}{2}$ ") side

Wine-coloured fabrics:

- 1 rectangle of 15 x 20 cm (6"x 8") with which you will prepare the 2 curls (to create the « wings » of the figure) and the 4 little hearts

Light beige and lime green printed fabrics:

- 1 rectangle of 15 x 25 cm (6" x 10") in which you will cut out the figure

Fuchsia thread or thread with the color of your choice.

Double-sided fusible web

Realisation:

Pattern 1: on the right side of rectangle A, draw all the elements you need to create your appliqués.

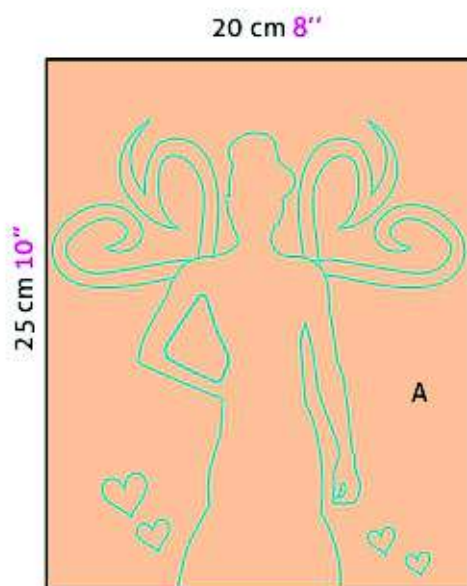


Schéma 1

Patterns 2 and 3: On each element to be applied, remove the paper side of the double-sided fusible web.

Fix each one with an iron following the place and numerical order indicated on the patterns. Do the same for the 4 hearts.

Sew these appliqué using your sewing machine, 2 to 3 mm (around $\frac{1}{8}$ ") from the edge. Sew small, short stitches and use a contrasting thread color in order to showcase the appliqués.

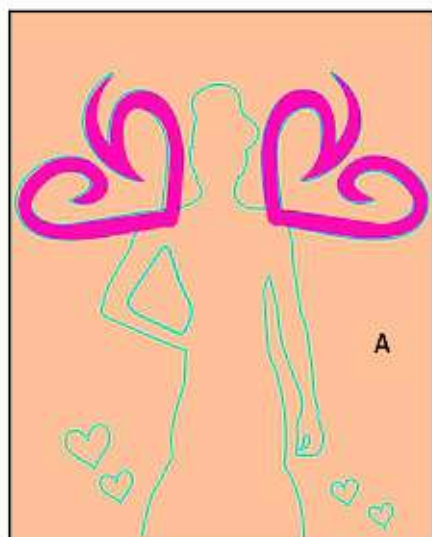



Schéma 2



20 cm 8"

Schéma 3

The block 20 is complete. It measures 21.5 x 26.5 cm ($8\frac{1}{2}$ " x $10\frac{1}{2}$ ") sewing margins included. Virginie made it just for you!


You have now all your 20 blocks! How are you going to assembly them?

We are waiting for it! Send us photos by email or on our social media!

For our part, our friends from the « Tuesday Group » will also work on it!

See you soon and thank you for your loyalty.

ANIMATION



Coeur 20
Heart 20