



In collaboration with our partners



« The Tuesday Hearts »

Block 17

20 x 25 cm **8" x 10"** sewing margins not included



General points:

Patterns are given without sewing margins. Add a 7 mm ($1/4''$) margin all around. Please, read all the instructions before creating your block.

Materials and cutting:

In a light background fabric:

- 1 rectangle B of 21.5 x 26.5 cm ($8\frac{1}{2}''$ x $10\frac{1}{2}''$)

In printed fabrics assortment:

- Either several pieces to create a crazy : 20 x 23 cm ($8''$ x $9''$) sewing margins included
- Or patterns 1, 2, 3, 4, 5, 6 and 7

Embroidery cotton (matching the fabrics)

Decoration of your choice

Realisation:

Pattern 1: Create your Crazy

- Either at your choice
- Or by following these directions: assemble pieces 1, 2 and 3, then the piece 4 and 5, and finally pieces 6 and 7.

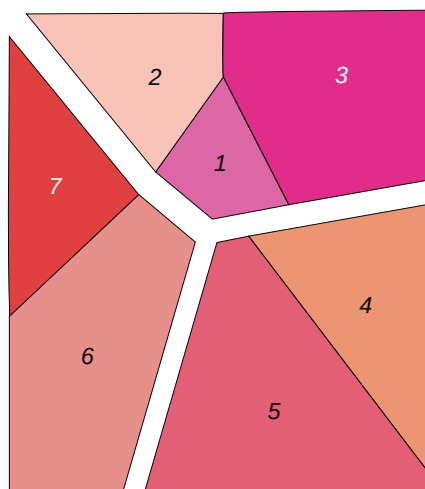
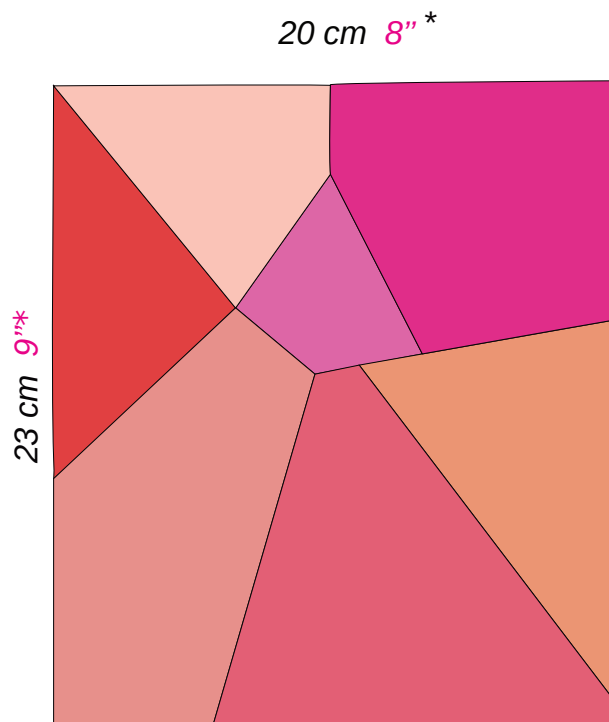


Schéma 1

Pattern 2: sew these 3 assemblies together. Your Crazy should measure 20 x 23 cm (8" x 9") sewing margins included.



* *Marges de couture comprises*

* *Seam allowances included*

Crazy

Schéma 2

Patterns 3 & 4:

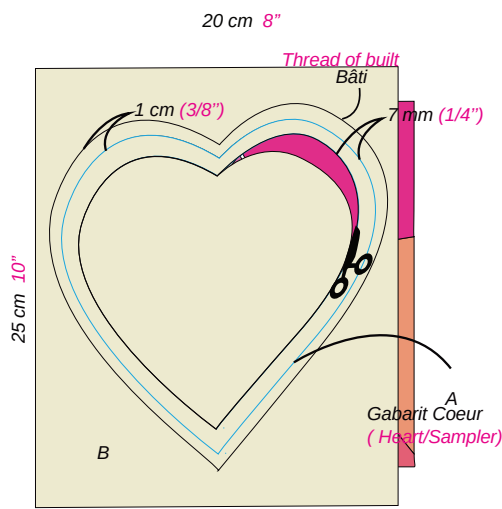
On the rectangle B, draw and centre the heart pattern.

Place the rectangle on top of the Crazy (right side on backside) in order to centre the Crazy under the heart drawing.

Baste these 2 elements 1 cm ($\frac{3}{8}$ "') from the drawing edge (outside the heart).

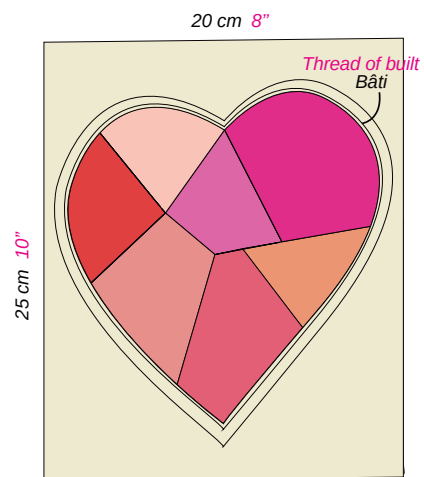
Scoop out the heart 7mm ($\frac{1}{4}$ "') from the drawing, on the inside. And do it gradually while you re-fold the sewing margin on the backside of the rectangle B.

Baste this band while you are cutting the heart.



Marges de couture non comprises
Seam allowances not included

Schéma 3

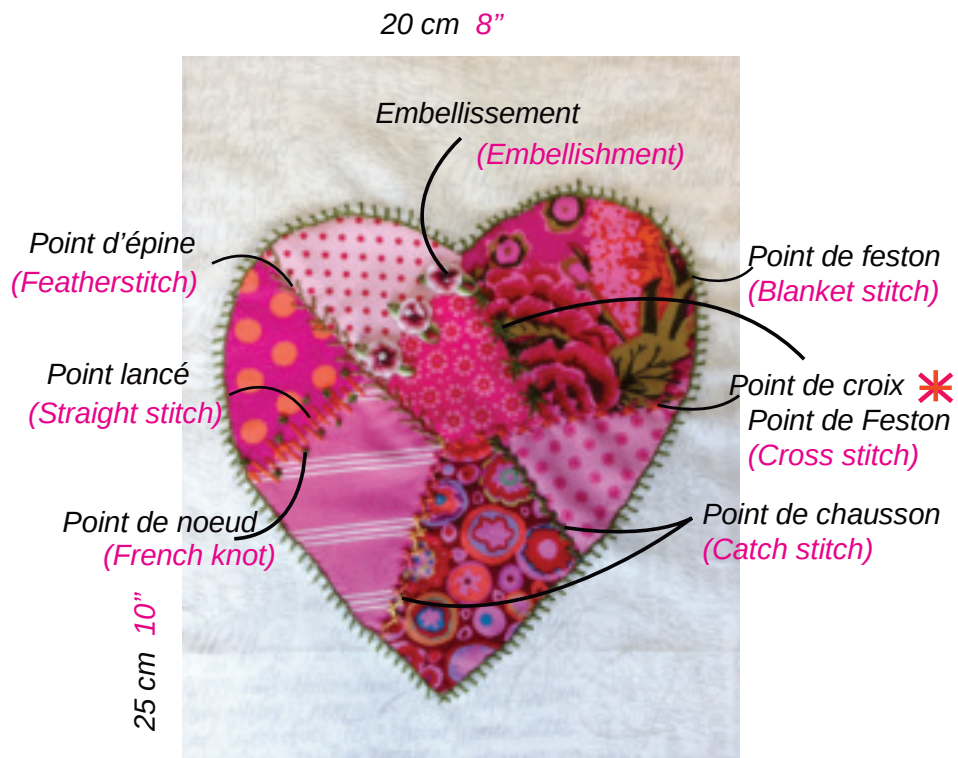


Marges de couture non comprises
Seam allowances not included

Schéma 4

Pattern 5:

Use a blanket stitch all around the heart. Use the embroidery cotton of your choice. Embroider the crazy as you like and help yourself with the pattern. Add your decorations.



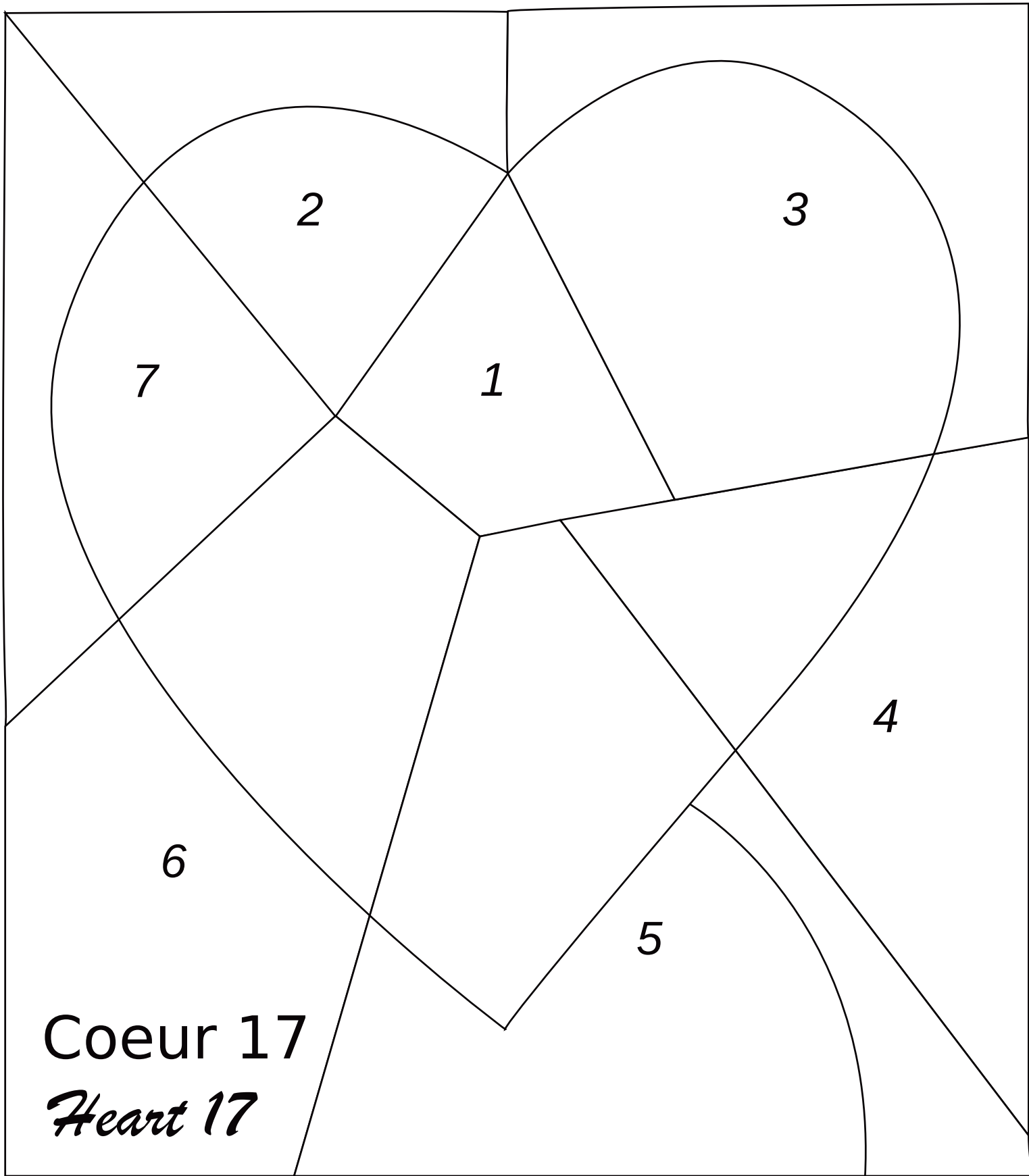
Marges de couture non comprises

Seam allowances not included

Schéma 5

The block 17 is complete. It measures 21.5 x 26.5 cm (8 ½" x 10 ½") sewing margins included.

Carol created it just for you during her holidays!



Coeur 17
Heart 17



Gabarit Coeur
(Heart/Sampler)

A