



In collaboration with our partners



« The Tuesday Hearts »

Block 11

20 x 25 cm **8" x 10"** sewing margins not included



General points:

Patterns do not include the sewing margins.

Add a 7 mm (**1/4"**) margin all around, rounded up to 15 mm (**1/2"**) for both (it depends on your preferences to applique the hearts).

This sewing margin is included to cut the squares A.

Please, read all the instructions before creating your block.

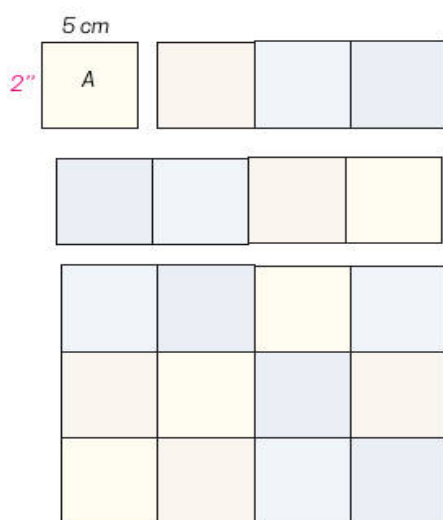
Cutting:

- In a off-white, plain or print, fabrics assortment : 20 squares A of 6.5 cm (2 ½") side
- In a coloured fabrics assortment (in this example, we use pink variations) : 1 heart B, C, D, E, F, G, H and 2 hearts I.
- In a lace scrap: 1 heart F

Realisation:

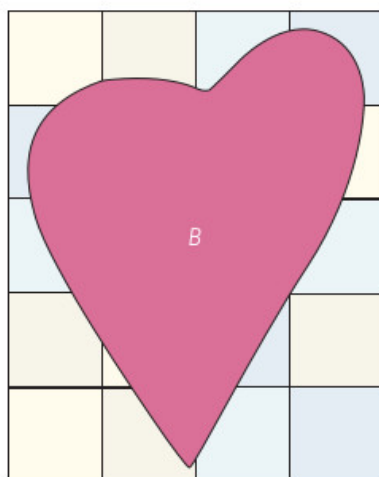
Pattern 1:

Sew the squares A together by making 5 lines composed of 4 squares.
Sew the lines together.



Sch 1

Pattern 2: On this assembly, applique the big heart B. Follow the pattern below.



Sch 2

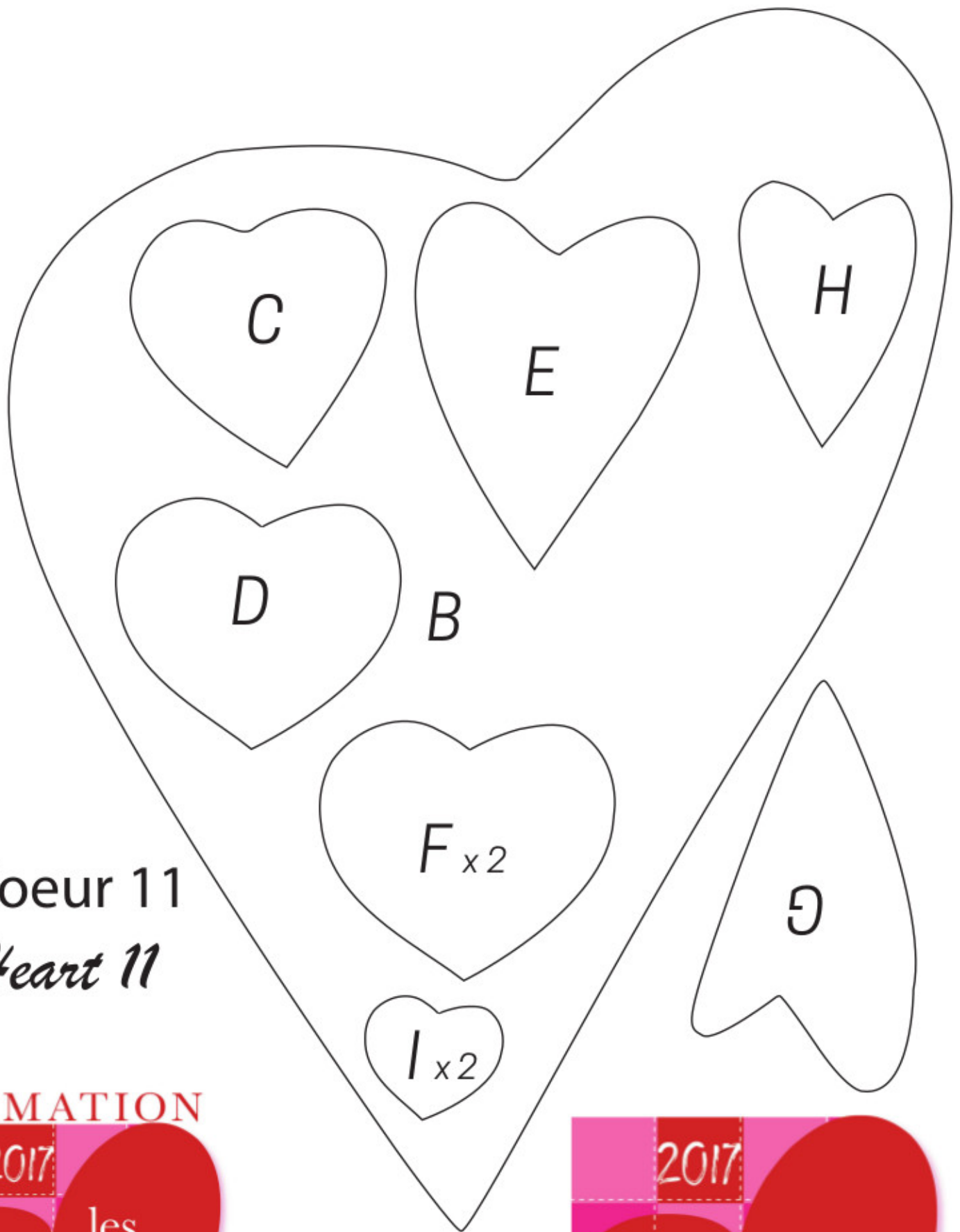
Pattern 3: Applique the 9 hearts following the alphabetical order of the patterns.



Marges de couture non comprises
Without seam allowances

Sch 3

Your block 11 is complete and measures 21.5 x 26.5 cm (8 ½" x 10 ½"), sewing margins included.



Coeur 11
Heart 11

ANIMATION

