



*In collaboration with our partners*



## « The Tuesday Hearts » Block 8

20 x 25 cm **8" x 10"** sewing margins not included



### General points:

The given measures for cutting the background fabric include a sewing margin of 7 mm (**1/4"**) rounded up to 15 mm (**1/2"**) for both.

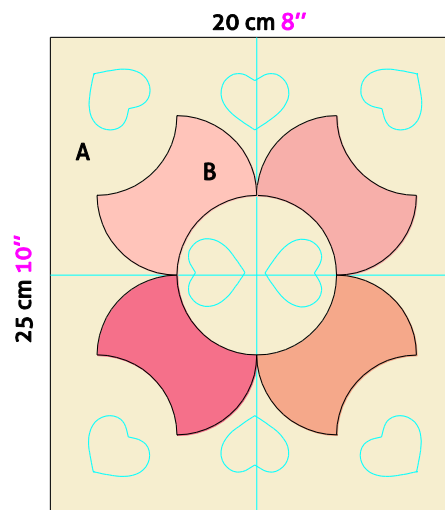
The appliqués patterns do not include the sewing margins. Add your favorite ones. Please, read all the instructions before creating your block.

### Cutting:

- For the block's background, in a fabric of your choice: 1 rectangle A of 21.5 x 26.5 cm (**8 ½" x 10 ½"**)
- In scraps of a light and medium fabrics assortment, cut:
  - 4 pieces B
  - 8 hearts C

### Realisation:

Pattern 1: Fold the rectangle A in 4 parts in order to find its center. On the right side, draw the lines of the appliqué pattern. Then place the 4 pieces B and applique them.



Marges de couture non comprises  
Seams allowance not included

Schéma 1  
Diagram 1

Pattern 2: Applique the 8 hearts C.

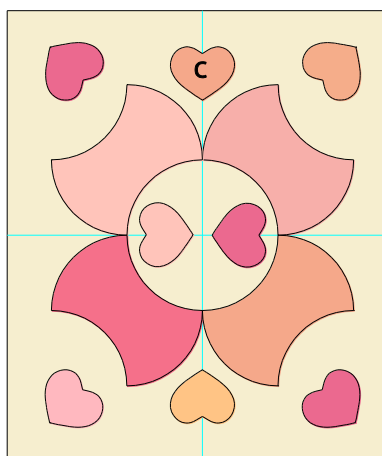
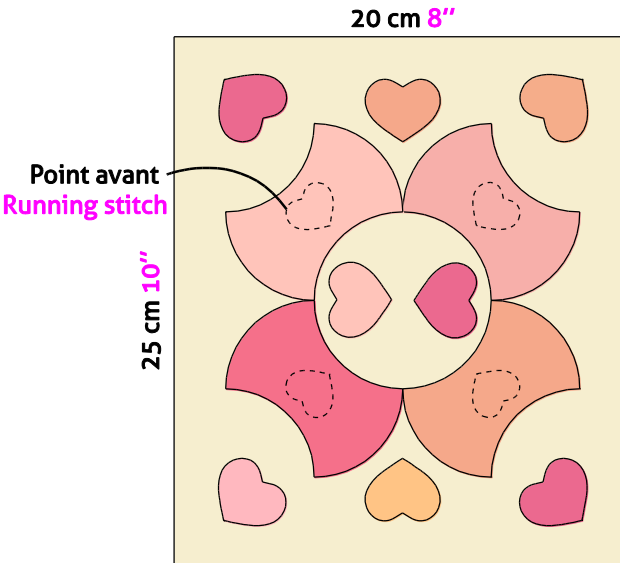


Schéma 2  
Diagram 2

Pattern 3: with a thin cotton thread, embroider the little heart of each piece B, using running stitch or your favorite one.



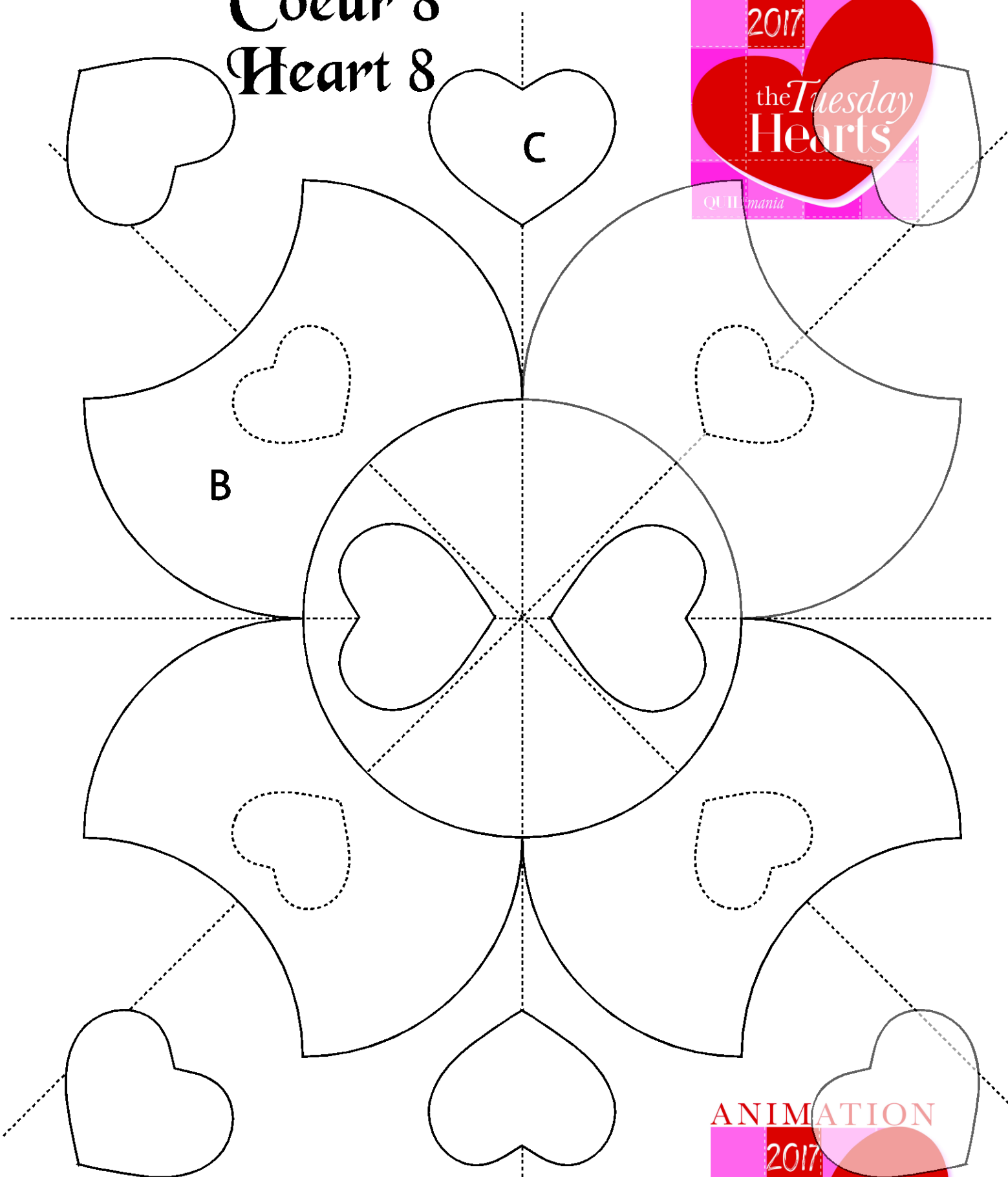

Marges de couture non comprises  
Seams allowance not included

Bloc 8  
Block 8

Schéma 3  
Diagram 3

Your block 8 is complete and measures 21.5 x 26.5 cm (8 1/2" x 10 1/2") sewing margins included. Michèle Beugnon created it for you!

# Coeur 8 Heart 8



Templates without seams allowance.

Gabarits marges de couture non comprises

